

DESCRIPTION

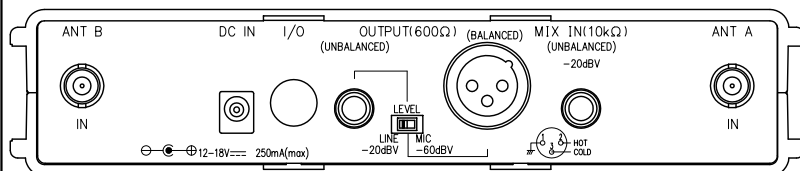
The wireless tuner WT-5805 is a PLL-synthesizer controlled double superheterodyne diversity tuner to be used in UHF wireless systems. It employs a compander noise reduction circuit to minimize the influence of the ambient RF noise.

SPECIFICATIONS

(*1) 0 dB = 1 V

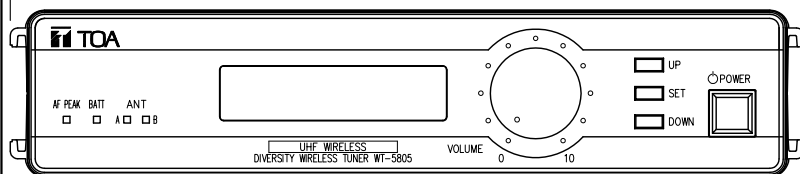
Power Source	AC mains (supplied AC adapter must be used)
Power Consumption	200 mA (12 V DC)
Receiving Frequency	576 - 937.5 MHz (*2), UHF
Channel Selectable	64 selectable frequencies
Receiving System	Double super-heterodyne
Diversity System	Space diversity
Mixing Output	MIC/LINE (selectable): -60 dB (*1) (MIC)/-20 dB (*1) (LINE), 600 Ω phone jack (unbalanced), 600 Ω XLR-3-32 type connector (balanced)
Mixing Input	-20 dB (*1), 10 kΩ, unbalanced, phone jack
Antenna Input	75 Ω, BNC (phantom powering for antenna), 9 V DC, 30 mA (max)
Receiving Sensitivity	90 dB or more, Signal to Noise ratio (20 dBμV input, 40 kHz deviation)
Squelch Sensitivity	16 - 40 dBμV variable
Squelch System	Using together of noise SQ, carrier SQ and tone SQ
Tone Frequency	32.768 kHz
Indicator	Audio (6 steps), RF (6 steps), ANT A/B, Audio (peak), Battery alarm
Channel Check	Usable frequencies scanning
Signal to Noise Ratio	110 dB or more (A-weight, unbalanced output)
Harmonic Distortion	1 % or less (typical)
Frequency Response	100 Hz - 15 kHz, ±3 dB
Operating Temperature	-10 °C to +50 °C (14 °F to 122 °F)
Operating Humidity	30 % to 85 %RH (no condensation)
Finish	Resin, black
Dimensions	210 (W) × 44 (H) × 205.1 (D) mm (8.27" × 1.73" × 8.07")
Weight	700 g (1.54 lb)
Accessory	AC adapter (*3)×1, Whip antenna×2, Rubber foot×4
Option	Mounting bracket kit: MB-WT3 (for rack mounting one WT-5805 unit) MB-WT4 (for rack mounting two WT-5805 units)

APPEARANCE



Rear View

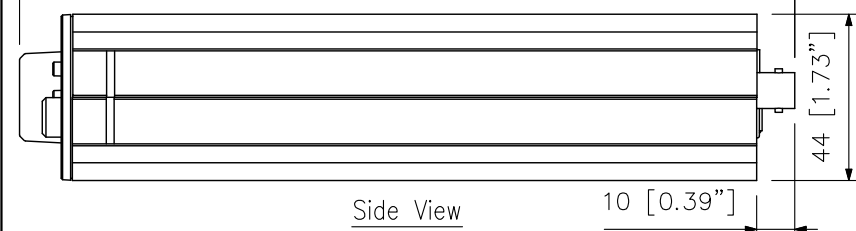
210 [8.27"]



Front View

205.1 [8.07"]

181 [7.13"]



Side View

UNIT:mm SCALE:1/2

Version	AC Adapter	(*)3
US	120 V AC, 60 Hz	
CN	220 V AC, 50 Hz	
UK	220 - 230 V AC, 50 Hz	
ER	230 V AC, 50 Hz	
AS	240 V AC, 50 Hz	

Note: No AC adapter is supplied with the version B02ER, K01KR. (*2)

Version	Receiving Frequency
A01	692 - 722 MHz, UHF
B01, B02	722 - 752 MHz, UHF
C01 - C07	794 - 830 MHz, UHF
D01 - D05	830 - 865 MHz, UHF
E01	668 - 698 MHz, UHF
F01	636 - 666 MHz, UHF
G01, G02	606 - 636 MHz, UHF
H01	576 - 606 MHz, UHF
K01	925 - 937.5 MHz, UHF