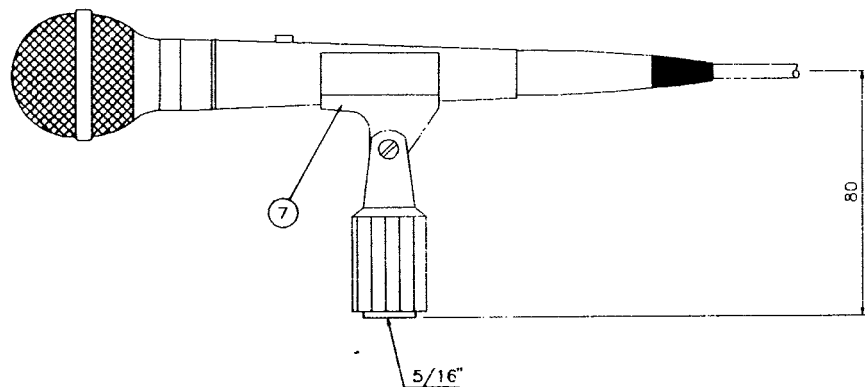
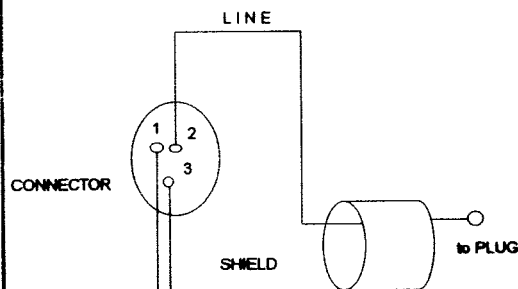


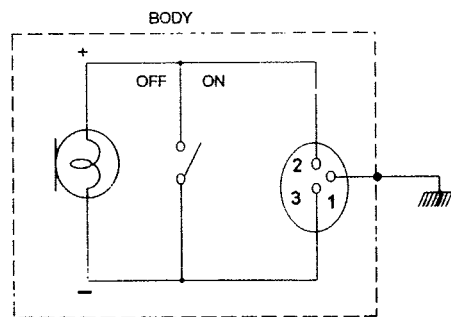
1. WIND SCREEN
2. MICROPHONE SWITCH
3. MICROPHONE BODY
4. CONNECTOR XLR - 3 TYPE
5. MICROPHONE CORD
6. SINGLE POLE PHONE PLUG
7. MICROPHONE HOLDER



CIRCUIT DIAGRAM



* CORD PLUG DIAGRAM



* MIC UNIT DIAGRAM

SPECIFICATIONS

Model	ZM-420	
Type	Moving coil microphone	
Directivity	Unidirectional	
Rated Impedance	600Ω, balanced	
Frequency Response	80 - 13,000 Hz	
Rated Sensitivity	-72dB ±3dB (at 1 KHz)	
Mated Connector	XLR - 3 type	
Connection Cable	Separate type (Refer to " Standard Accessory")	
Switch	Short-Off circuit type, Slide switch	
Mounting	W 5/16" 18 thread adaptor for stand mounting	
Dimension	ø 53 x 181 mm	
Weight	280 grams ±10%	
Color	Grill	Silver
	Body	Metallic Dark Grey
Standard Accessory	Microphone holder (W 5/16" 18) Connection cable : ø 6 mm x 7.5 M 1 - core shielded cable (unbalanced), 3P XLR type connector to phone plug	

All dimensions are in millimeters

TITLE :
DYNAMIC MICROPHONE

MODEL :
ZM-420

PT TOA-GALVA INDUSTRIES

DWG. NO :

506496006