




ZH-P620S-AS ZS-P1030B/W-AS Powered Speaker



Highly Intelligible Speaker with
built-in Digital Power Amplifier

ZH-P620S-AS Powered Horn Speaker

The ZH-P620S-AS is a highly intelligible and compact horn speaker with a built-in 20W digital power amplifier. This powered horn speaker can operate at extreme temperature. Ideal choice for both indoor and outdoor application at restricted facilities, train stations, airports and many more.

The ZH-P620S-AS is easy to install in wall, pole or ceiling-mount application.




Integration to CCTV systems possible with the majority Of IP CCTV system equipped with an audio line output

Specification ZH-P620S-AS


Power Source	12V-24V DC, 1.5-2A (DC Socket "+" Type A: 5.5 x 2.1 mm)
Power Consumption	15W (1.25A) at Rated output 25W (2.10A) at Maximum output
Input	0dB*, 10kΩ, Unbalanced (RCA plug)
Volume Adjustment	Internal volume control (Factory pre-set to maximum position)
Sound Pressure Level	113dB (1W,1m at 500Hz to 2.5kHz peak level) Max. SPL (above 120dB)
Frequency Response	250Hz – 10kHz
Dust/Water Protection	IP 65
Finish	Horn Flare: HIPS resin, white Reflector Horn & Case: ABS resin, white Bracket, Screws & Bolts: Stainless Steel
Cable Cord	Length: 2m Flying Lead (RCA plug) & DC socket ("+")
Dimensions	292(W) x 230(H) x 280(D)mm
Weight	1.8kg
Option	Z-AD2430-AS AC/DC Adaptor

*0dB = 1V



ZS-P1030B/W-AS Powered Box Speaker

The ZS-P1030B/W-AS is a way bass reflex speaker with a built in 30W. Digital power amplifier are suitable for announcement and music playback. The speaker splash-proof construction permits it to be installed under the eaves where the speaker is not directly exposed to rain. The ZS-P1030B/W-AS is easy to install in wall, pole or ceiling-mount applications.



Specification ZS-P1030B/W-AS

Enclosure	2-way bass-reflex type
Power Source	24V DC, 1.5A (DC Socket" + "Type A : 5.5 x 2.1mm)
Power Consumption	24W (1A) at Rated output
Input	5kΩ, Unbalanced (RCA plug) ; Maximum input : +6dBV
Volume Adjustment	Volume control (Factory pre-set to middle position)
Sound Pressure Level	90dB (1W,1m)
Frequency Response	80Hz – 20kHz
Speaker Component	12cm cone-type + dome-type
Speaker Cord	Length: 2m flying lead (RCA plug) & DC socket("+")
Water Protection	IPX4 (can be installed vertically or horizontally.**)
Finish	Enclosure: ABS resin, black / white, paint Net: Surface treated steel plate, black / white, powder coating Bracket: Surface treated steel plate, black / white equivalent to black / white, powder coating
Dimensions	196(W) x 290(H) x 150(D)mm
Weight	2.5kg (unit only)
Option	AC/DC Adaptor: Z-AD2430-AS Applicable bracket: WCB-13B , SP-410 Applicable stand: ST-16A

** Install with the front facing downward. Note that the splash-proof capability will be lost if installed face-up. The logo mark needs to be located in the lower section the speaker is installed vertically, and on the right side of the speaker (as viewed from the front) when installed horizontally.