

■DESCRIPTION

The VX-3308WM is a device designed to control the Voice evacuation announcements of TOA's VX-3000 Series wall-mount type voice evacuation system which is compliant with the European Standard EN54 for fire alarm systems.

It is possible to make an Emergency Warning Broadcast assigned a higher priority than the Emergency broadcast. Two patterns of the Emergency broadcast can be activated simultaneously.

Compatible with network, the system can be configured in distributed arrangement.

Features include the following functions: Digital signal processing function that enables appropriate acoustic adjustment for individual input sound sources and output amplifiers, Feedback suppressor function that automatically suppresses acoustic feedback when it occurs, VOX function that allows start /stop control of broadcast by way of an audio trigger, and ANC function that enables an ambient noise control. (The ANC function distinguishes between the unit's output sound and the ambient noise. The unit's output sound is not detected as noise.)

Indicators that show such statuses as fault status and power amplifier signal status are provided.

It has 8 speaker output channels.

A total of 3 power amplifier modules (2 for zone amplifier use and 1 for standby amplifier use) can be mounted. Equipped with a matrix output the VX-3308WM can be used as 2-bus speaker selector using 2 power amplifiers. Setting the matrix output destination makes 1-bus and 2-bus zones coexist.

Zones can be expanded by connecting the unit having amplifier module(s) and the one having no amplifier module.

■SPECIFICATIONS

Power Source	220-230 V AC, 50 Hz
Power Consumption	1100 W max in total (at rated output with charging) 460 W max in total (EN60065)
Current Specification	Maximum output current from the battery: 25 A Rated maximum continuous output current, I max. a: 25 A Rated maximum short duration output current, I max. b: 25 A Rated minimum output current, I min: 0 A Ripple Voltage at I max. b: 4 V max
DC Power Output	1 x 31 V (19-33 V) 30 A max, M4 screw terminal, distance between barriers: 11 mm (0.43") 1 x 24 V (16-25 V) 0.3 A max., removable terminal block (4 pins)
Charging Method	Temperature compensated trickle charging
Charging Output Voltage	27.3 V ±0.3 V (at 25 °C (77 °F)) Temperature correction coefficient: -40 mV/°C
Applicable Battery	Panasonic: LC-X1265PG/APG (65 Ah)
LAN A, B	Number of Connectors: 2 (LAN A, LAN B) Network I/F: 100BASE-TX Network Protocol: TCP, UDP, ARP, ICMP, RTP, IGMP, FTP, HTTP Spanning tree Protocol: RSTP Audio Transmission System: TOA Packet Audio (*1) Audio Encoding Method: PCM Audio Sampling Frequency: 48 kHz Audio Quantifying Bit Number: 16 bits Connection Device: VX-3004F, VX-3008F, VX-3308WM, VX-3016F, NX-300, Switching HUB Connector: Removable terminal block (9 pins) ×2 Connection Cable: Category 5 twisted pair cable (CAT5) or greater Number of Stages of Cascade connection: UP to 7 Maximum Cable Distance: 100 m (328.08 ft)
RS Link A, B	Number of Connectors: 2 (RS LINK A, RS LINK B) Audio input level: 0 dB (*2) Power feed: Max. 1 A per connector Connector: Removable terminal block (9 pins) ×2 Connection Cable: Shielded Category 5 twisted pair cable (CAT5-STP) or greater Maximum Cable Distance: 1200 m (3937.01 ft)

■ SPECIFICATIONS

Control Input 1, 2	16 inputs, no-voltage make contact input, open voltage: 24 V DC, short-circuit current: 2 mA Fault Detection System: Short circuit, Open circuit, Method: Voltage detect Connector: Removable terminal block (9 pins) X3 Connection Cable: Shielded Category 5 twisted pair cable (CAT5-STP) or greater
Emergency Control IN	Input 2: Isolated voltage input, -24 to +24 V Connector: Removable terminal block (5 pins) Connection Cable: Category 5 twisted pair cable (CAT5) or greater
VOX Function	Threshold: -60 to 0 dB (1 dB steps) Hysteresis: 0 to +10 dB, Hold time: 10 ms - 10 s Settable for each audio input
Control Output 1	General outputs : 8 No-voltage make contact, electrical contact output Control current: 10 mA, withstand voltage: 28 V DC Connector: Removable terminal block (9 pins) Connection Cable: Shielded Category 5 twisted pair cable (CAT5-STP) or greater
ATT/Control Output	4 outputs, no-voltage make contact, relay contact (NC, NO, C) Control current: 2 mA to 5 A Withstand voltage: 125 V AC, 40 V DC Connector: Removable terminal block (12 pins) Connection Cable: Shielded Category 5 twisted pair cable (CAT5-STP) or greater
Audio Input 1, 2, 3, 4	4 inputs Sensitivity: LINE: -20 dB (*2), MIC: -60 dB (*2) LINE/MIC/ANC Sensor (changeable with setting software) Gain Control: volume adjustable with volume control (internal front panel) -∞ to 0 dB Input Impedance: 47 kΩ, electronically-balanced Frequency Response: 40 Hz - 20 kHz ± 1 dB (at DA CONTROL LINK 0 dB output) Distortion: 1 % or less (at DA CONTROL LINK, 0 dB output, 1 kHz) Signal to Noise Ratio: 60 dB or more (at DA CONTROL LINK, A-weighted) Phantom Power Supply: 24 V DC, can be set with setting software Connector: Removable terminal block (6 pins) X2
Digital Signal Processing	
Feedback Suppression Function (FBS)	7 filters (auto) Settable for each audio input and RS LINK (A/B)
Equalizer/Filter	3 bands for each audio input and RS LINK (A/B) 6 bands for each amplifier output Parametric equalizer: 20 Hz - 20 kHz, ±15 dB, Q: 0.267 - 69.249 Filtering: High-pass filter: 20 Hz - 20 kHz, 6 dB/oct, 12 dB/oct Low-pass filter: 20 Hz - 20 kHz, 6 dB/oct, 12 dB/oct High shelving filter: 6-20 kHz, ±15 dB Low shelving filter : 20 - 500 Hz, ± 15 dB Notch filter (amplifier output only) : 20 Hz - 20 kHz, Q: 8.651 - 69.249 All-pass filter (amplifier output only) : 20 Hz - 20 kHz, Q: 0.267 - 69.249 Horn equalizer (amplifier output only) : 20 kHz, 0 to +18 dB (0.5 dB steps)
Compressor	Threshold: -20 to 0 dB (1 dB steps) Ratio: 1:1, 1.1:1, 1.2:1, 1.3:1, 1.5:1, 1.7:1, 2:1, 2.3:1, 2.6:1, 3:1, 4:1, 5:1, 7:1, 8:1, 10:1, 12:1, 20:1, ∞:1 Attack time: 0.2 ms - 5 s, Release time: 10 ms - 5 s Gain: -∞ to +10 dB, Knee type: hard knee, middle knee, soft knee

■ SPECIFICATIONS

Delay	For each amplifier output, 0 – 2730 ms (0.021 ms steps)
ANC (Ambient Noise Control)	Amplifier output level control, Automatic sensor input reference level measuring Sensor input reference level fine adjustment Maximum output signal level control: -15 to 0 dB Minimum output signal level control: -18 to -3 dB Sample time setting: 10 s, 20 s, 30 s, 1 min, 5 min Gain ratio setting: (Ambient noise: Output signal level) 6:3, 5:3, 4:3, 3:3, 3:4, 3:5, 3:6 Ambient noise Measuring frequency setting: 20 Hz – 20 kHz, 3 points
Speaker Line	8 channels, 8 Earth terminal Maximum Voltage/Current: 100 Vrms, 5 Arms Connector: Removable terminal block (6 pins) ×4 Fault Detection System: Short circuit, Open circuit, Ground fault Method: Impedance or End of line
Power Amplifier	Number of Amplifiers Max: VX-030DA ×3 (2 for zone and 1 for standby) Factory preset: VX-030DA ×2 (1 for zone and 1 for standby) Connector: DA CONTROL LINK ×3, DA OUTPUT LINK ×3
Indicators	AC POWER IN (green) ×1, RUN (green) ×1, EMERGENCY (red) ×1, CPU OFF (red) ×1, LAN A (green) ×1, LAN B (green) ×1, RS LINK A (green) ×1, RS LINK B (green) ×1 FAULT STATUS (yellow): GENERAL ×1, UNIT ×1, NETWORK ×1, EMG MIC ×1, FUSE ×1, POWER ×1, CPU ×1, ZONE ×8 Amplifier: PEAK (red) ×3, SIGNAL (green) ×3, OPERATE (green) ×3, POWER (green) ×3 Battery: CHARGING (Green) ×1, POWER (Green) ×1, CONNECT (Green) ×1, CONDITION (Green) ×1
Operation	Fault Control Switch × 2 (ACK/RESET), Battery Test × 1, Power Supply Reset × 1, Test Switch × 1 (LAMP TEST) Setting Switch: ID Number × 1, Reset × 1, Impedance × 1 Setting (internal front panel): DS Link Terminate × 1, Battery Internal Resistance × 1, Charge Current × 1, AC Power Loss × 1
Operating Temperature	-5 °C to +45 °C (23 °F to 113 °F)
Operating Humidity	90 %RH or less (no condensation)
Finish	Panel: Surface-treated steel plate, black, 30 % gloss, paint
Dimensions	550 (W) × 700 (H) × 202.3 (D) mm (21.65" × 27.56" × 7.96")
Weight	33.1 kg (72.97 lb) (Including VX-030DA ×2)
Accessory	Removable terminal plug (4 pins) …1, Removable terminal plug (5 pins) …1, Removable terminal plug (6 pins) …6, Removable terminal plug (9 pins) …8, Removable terminal plug (12 pins) …1, Battery cable (490 mm [19.29"]) …1, DA control link cable …1, DA output link cable …1, DC fuse (30 A) …1, DC fuse (7.5 A) …1, Key …2, Wall mounting pattern paper …1

(*1) TOA's unique technology which makes it possible to transmit high-quality audio signals in real time over an IP network

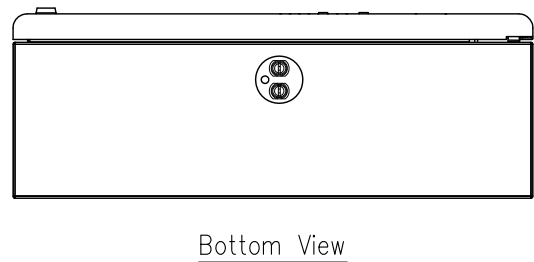
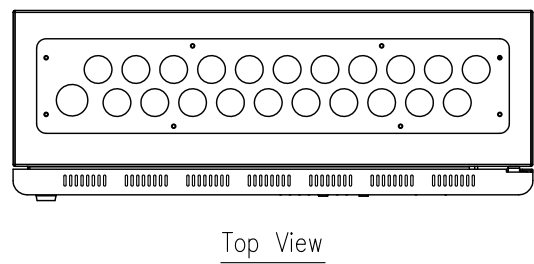
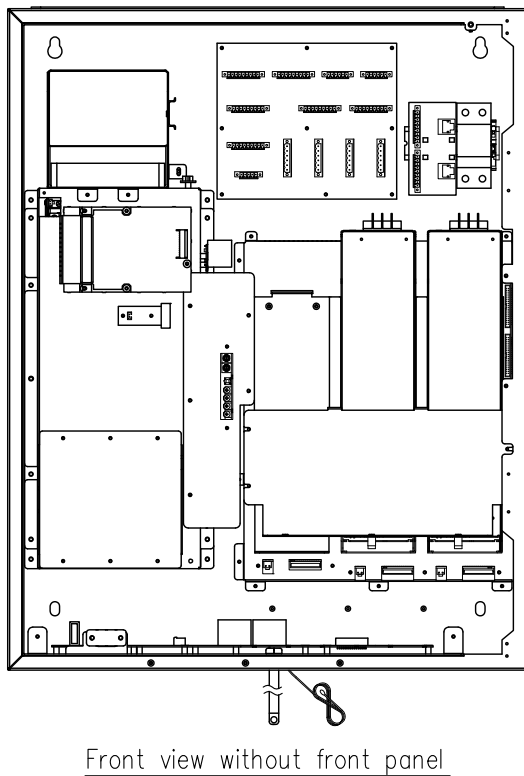
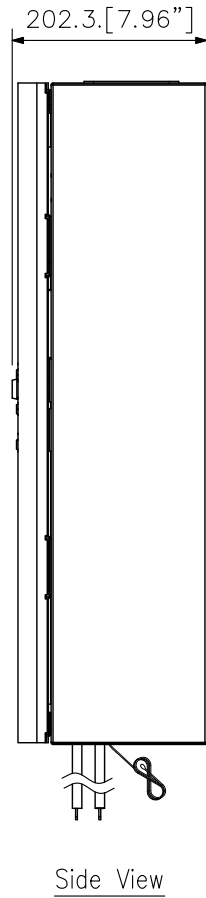
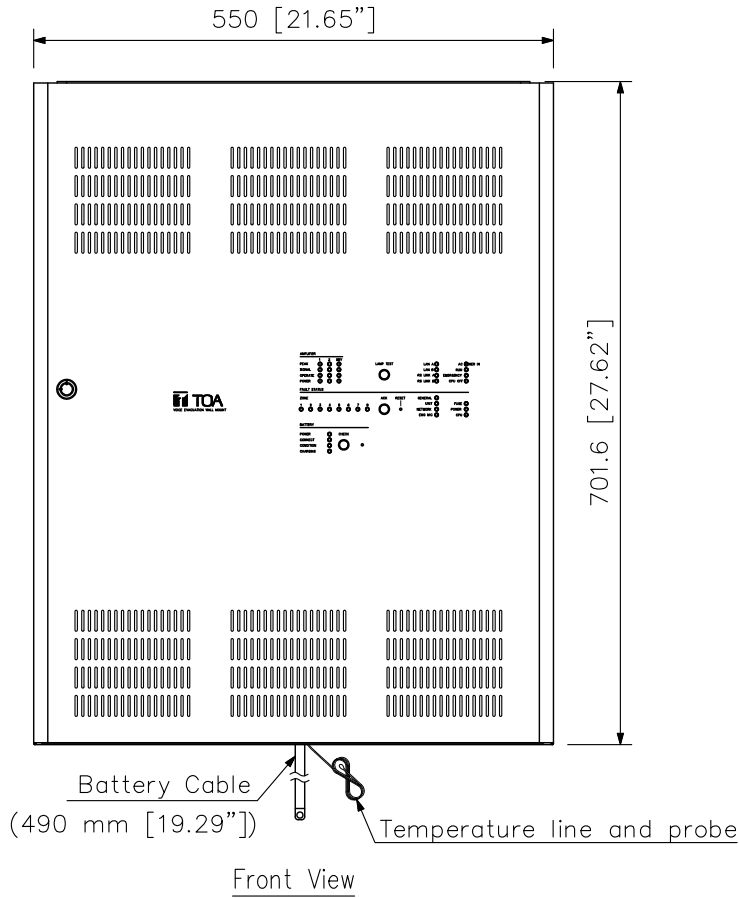
(*2) 0 dB = 1 V



WALL-MOUNT VOICE EVACUATION SYSTEM

VX-3308WM(-CE)

■ APPEARANCE



UNIT:mm SCALE:1/8