

DESCRIPTION

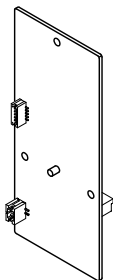
The N-8640SB is a kit of the assembling parts for the custom-made IP door station. This kit consists of the N-8640DS IP Door Station parts excluding the front panel. You can make the IP door station suitable for applications using this kit product in combination with the operation panel section to be prepared separately.

SPECIFICATIONS

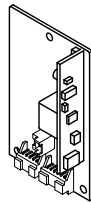
Power Source	Power supply device that complies with IEEE802.3af standard or 12 V DC (supplied from the AC adapter (option))
Power Consumption	Use of the AC adapter (12 V DC): 3.5 W (station only), Use of the PoE (48 V DC): 5 W
Speech Method	Hands-free conversation
Audio Frequency Range	300 Hz - 7 kHz
Hands-free	Speaker: 3.5 cm (1.38") cone-type, maximum output 0.5 W, 8 Ω Microphone: Omni-directional electret condenser microphone
Control Input	1 channel, no-voltage make contact input, open circuit voltage: 5 V DC, short circuit current: 10 mA or less, unterminated ends
Control output	Open collector output, 4 channels, withstand voltage: 30 V DC, control current: Max. 50 mA (4 output 1COMMON), unterminated ends Relay contact output, 1 channel, withstand voltage: 30 V DC, control current: Max. 500 mA, unterminated ends
External Speaker Terminal	Maximum output 0.5 W, 8 Ω, unterminated ends
Network Section	Network I/F: 10BASE-T/100BASE-TX (Automatic-Negotiation) Network protocol: TCP/IP, UDP, HTTP, RTP, ARP, ICMP, IGMP Audio packet transmission system: Unicast, Multicast Number of paging destinations: 0, *Reception only Connector: LAN: RJ45 connector (PoE compatible) Voice sampling frequency: 16 kHz, 8 kHz (controllable on the software) Quantifying bit number: 16-bit Voice encoding method: Sub-band ADPCM, Cryptosystem Voice packet loss recovery: Silence insertion Audio delay time: 80 ms, 320 ms (controllable on the software)
Operating Temperature	-10 °C to +50 °C (14 °F to 122 °F)
Operating Humidity	90 %RH or less (no condensation)
Dimensions	79 (W) × 134 (H) × 53 (D) mm (3.11" × 5.28" × 2.09") (Complete assembly of component parts)
Weight	350 g (0.77 lb) (Total weight)
Option	AC adapter: AD-1210P, AD-1215P

Note: For the assembly procedure and operation panel design, refer to the instruction manual supplied with the unit.

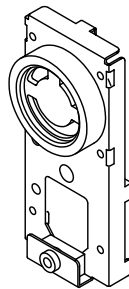
COMPONENT PARTS



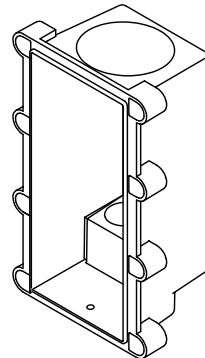
Main PC board ...1



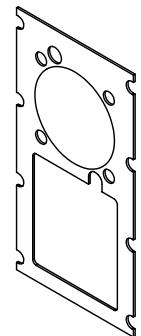
Sub PC board ...1



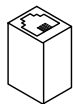
Chassis ...1
(with speaker and microphone)



Case ...1



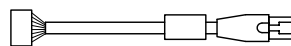
Case gasket ...1



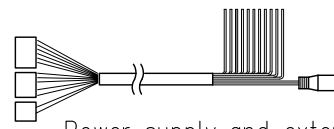
LAN coupler ...1



Call switch connection harness ...1



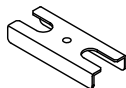
LAN connection cable ...1



Power supply and external input/output connection cable ...1



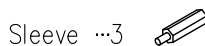
Speaker bracket ...1



Cord bush fixing bracket ...1



Cord bush ...2



Sleeve ...3

Machine screw (M3 × 8) ...17
(with plain and spring washers)

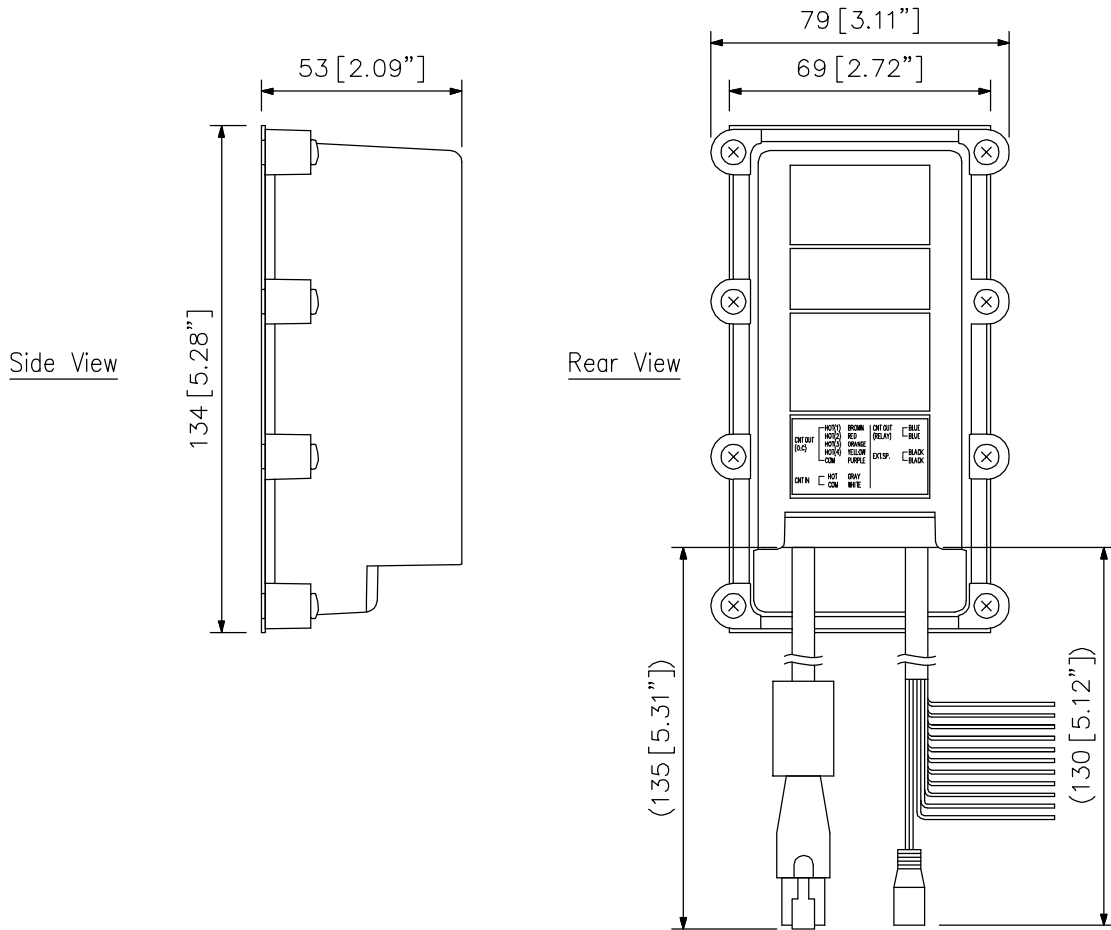


Tapping screw (3 × 8) ...1



■ APPEARANCE

(Complete assembly of component parts)



Note: Numerical values in parentheses are for reference only.

UNIT: mm SCALE: 1/2