

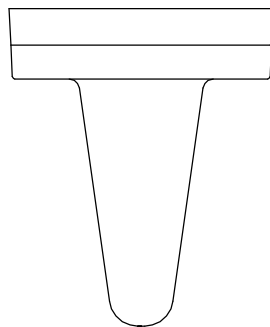
### DESCRIPTION

The wireless antenna YW-4500 has been designed for UHF band wireless system. Cable loss can be compensated for by a built-in RF signal booster. The YW-4500 is a dipole antenna designed to be installed in doors. Use the coaxial cable with 75 Ω impedance.

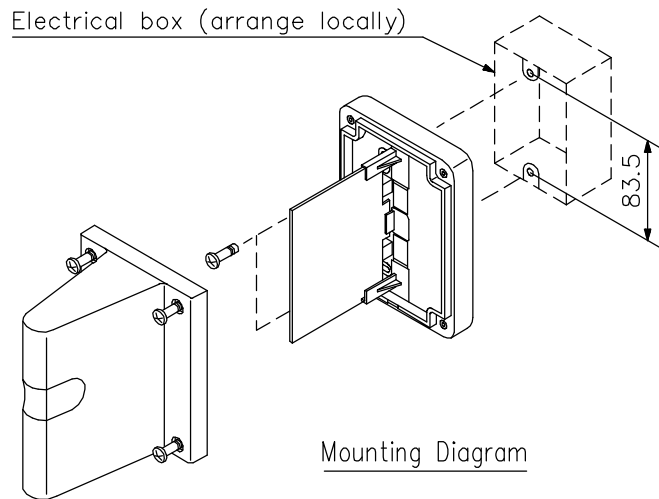
### SPECIFICATIONS

Power Source	7 - 12 V DC (supplied from amplifier or tuner)
Current Consumption	15 mA or less
Receiving Frequency	550 - 932 MHz, UHF
Dipole Ratio Relative Gain	8 dB or more (780 MHz)
VSWR	3.0 or less
Output Impedance	75 Ω
Mounting Hole Pitch	83.5 mm (dimensions for wiring box)
Operating Temperature	-10 °C to +50 °C
Operating Humidity	30 % to 85 %RH (no condensation)
Finish	AES resin, off-white
Dimensions	105 (W) × 140 (H) × 126 (D) mm
Weight	270 g
Accessory	M3.5 screw for wiring box...2, Tapping screw (M4) for wooden wall...2, RG-6/U or RG-11/U sleeve...1

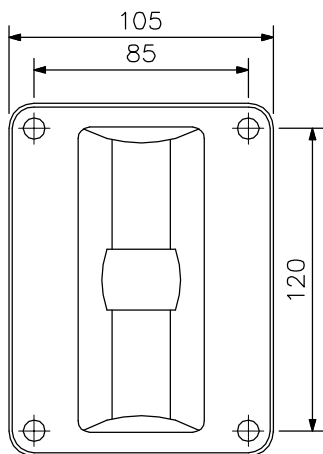
### APPEARANCE



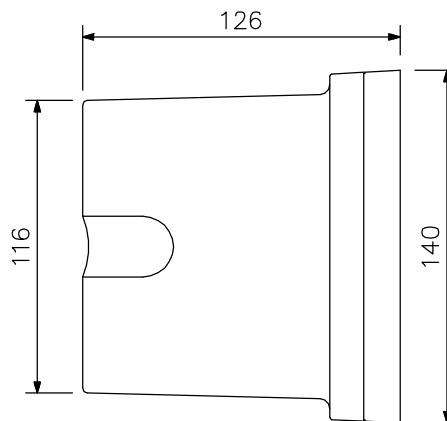
Bottom View



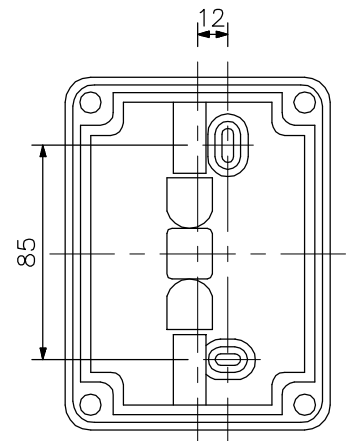
Mounting Diagram



Front View



Side View



Rear View

\* Mounting holes are 12 mm out of the unit's center.

UNIT: mm SCALE: 1/3