

DESCRIPTION

The A-9500D2-AS 1CE Amplifier is designed to be used in conjunction with optional modules and can be configured for up to 8 inputs and 8 outputs. 9000 series modules as well as existing 900 series input modules can be used. The most appropriate modules can be selected depending on applications.

Since it comes with two 500W(100V line ,high-impedance 20 Ω) power amplifiers, it can individually perform multi-origin broadcasts.

It is equipped with signal processing and control functions necessary for sound reinforcement , permitting all parameters to be set at the mixer. Settings data can be stored inside the unit and called up using the keys on the front panel.

SPECIFICATIONS

| | |
|--------------------------------------|--|
| Power Source | 220-240 V AC, 50/60Hz |
| Power Consumption | 220 W |
| Audio Input | Max. 8 channels, modular construction ^{*1} |
| Speaker Output ^{1,2} | 100V, 500W, 20 Ω , M4 screw terminal |
| Amplification system | Class D |
| Module Slot | Analog input (slot 1-8): -10 dB ^{*2} , 10 k Ω , unbalanced Digital Input (slot 1-4): 24 bit/48 kHz MIX output (slot 1-8): -14 dB ^{*2} , 330 Ω (CH1 prefader output), unbalanced Digital output (slot 5-7): 24 bit/48 kHz Power supply (slot 1-8): +24 V, -24 V, +6 V DC |
| Digital Audio Signal Reference Level | -20 dB FS |
| Frequency Response | 20 Hz ~ 20 kHz, +1, -3 dB |
| Total Harmonic Distortion | 0.3 % |
| S/N Ratio | At input short, 20 Hz ~ 20 kHz, ALL FLAT or OFF setting Output volume min. : 85 dB Output volume max. : 61 dB (input 1 volume: 0 dB, other inputs: OFF) |
| Cross Talk | Over 60 dB (at 20 kHz) |
| Tone Control | Bass: \pm 12 dB (at 100 Hz), Treble: \pm 12 dB (at 10 kHz) |
| Parametric Equalizer | 10 bands, Frequency: 20 Hz ~ 20 kHz, 31 points, Variable range: \pm 12 dB, Q: 0.3 ~ 5 |
| Speaker Equalizer | 10 (PC software has 30 TOA speaker presets) |
| High-pass Filter | -12 dB/oct, Variable frequency range: 20 Hz ~ 20 kHz, 31 points |
| High-pass Filter | -12 dB/oct, Variable frequency range: 20 Hz ~ 20 kHz, 31 points |
| Compressor | Depth: 1 ~ 5 |
| Delay | 0 ~ 40 ms (1 ms steps), maximum 40 ms (CH1+CH2), mixer mode only |
| Scene Memory | 32 |
| Auxiliary Function | Key lock function |
| Control Input/Output | RS-232C ^{*3} , D-sub Connector (9P, female) Control input: 4 inputs, no-voltage make contact input, Open voltage: 3.3V DC, short-circuit current: under 1 mA, removable terminal block (14 pins) Control output: 4 outputs, open collector output, withstand voltage: 27V DC, control current: 50mA, removable terminal block (14 pins) Remote volume: 2 channels, connect a 10k Ω /linear taper variable resistor or input the DC voltage of 0 to +10V, removable terminal block (14 pins) |
| Operating Temperature | -10 to +40°C (14-104°F) |
| Operating Humidity | 35 % to 80% RH (no condensation) |
| Finish | Panel: Aluminum, hair-line, black Case: Surface-treated steel plate, black, paint |
| Dimensions | 420 (W) x 107.6 (H) x 415 (D)mm (16.54"x4.24"x16.34") |
| Weight | 9.6 kg (21.16 lb) |

^{*1} Factory slot 1 is already installed D-001T module, other modules must be purchased separately.

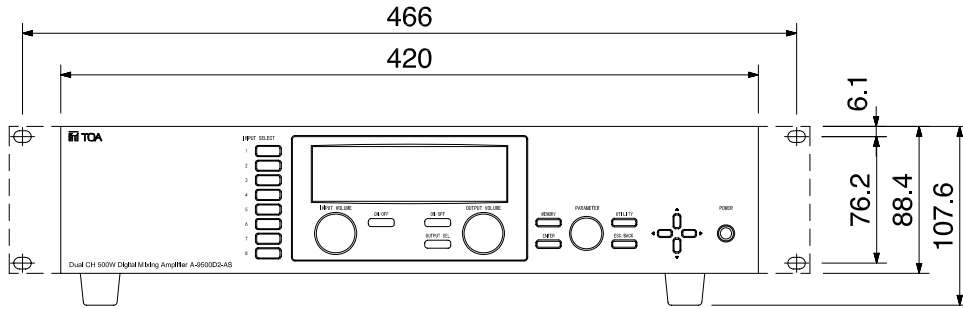
^{*2} 0 dB = 1 V

^{*3} Allowing it to be controlled by a control system such as AMX and Crestron through RS-232C port.

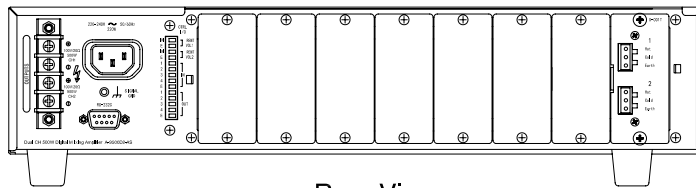
Notes

- ※ The design and specifications are subject to change without notice for improvement.
- ※ AMX is trademark of AMX Corporation.
- ※ Crestron is a trademark of Crestron Electronics, Inc.

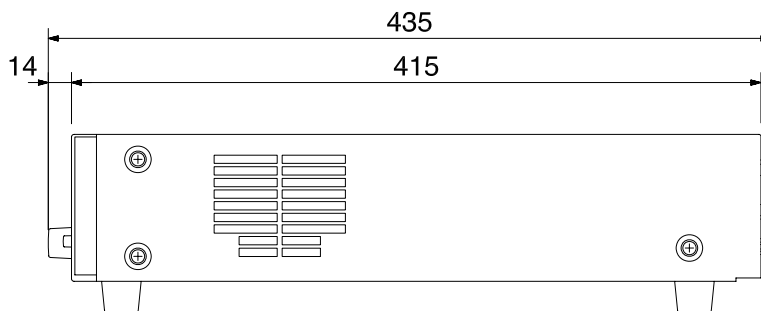
■ APPEARANCE



Front View



Rear View



Side View